

- We will post the meeting ID via Facebook (@Babyhood.Education / @Kidshood.Education) 10 minutes before the class starts.
- Press the mute button when the story starts. This will help everyone focus on the audio from the teacher only.
- To increase student's concentration, remove any distractions around children,

Step 1:

Install the Zoom App on your phone



ZOOM Cloud Meetings 4+
Zoom >

Step 2:

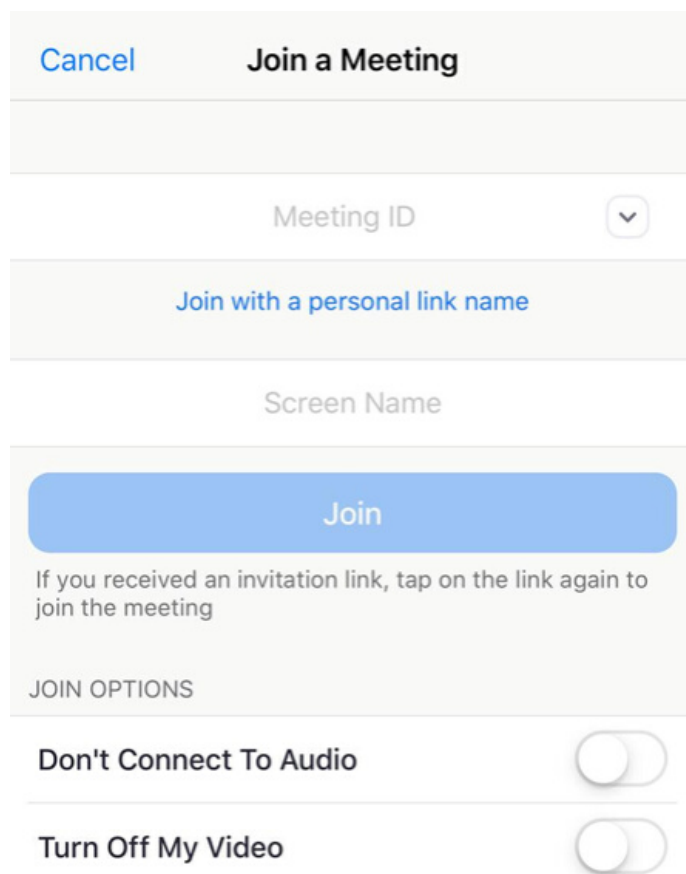
Start the application and press 'Join a Meeting'



Step 3:

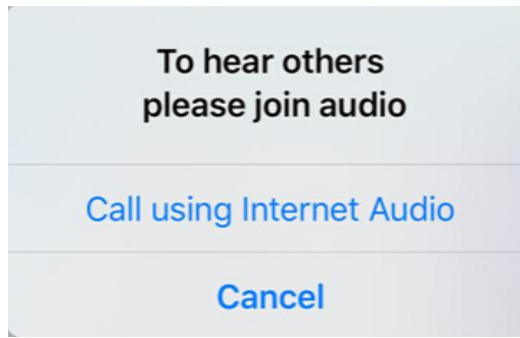
Type in the 'Meeting ID' and your child's name on 'Screen Name', press 'Join'.

We will post the meeting ID via Facebook (@Babyhood.Education / @Kidshood.Education) 10 minutes before the class starts.




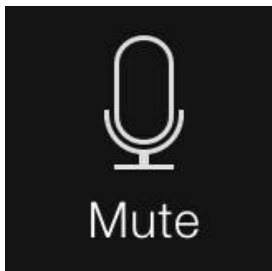
Step 4:

Press 'Call using Internet Audio'



Step 5:

Press the the 'Mute' button when the story starts



Final step:

enjoy!!

- 本中心將會於課堂開始前10分鐘於Facebook (@Babyhood.Education / @Kidshood.Education)公佈會議號碼。
- 當故事開始時，請按下靜音按鈕。這讓才能幫助所有人只關注老師的音頻。
- 為提高小朋友專注力，把任何可使分散注意力的東西拿走。

步驟 1:

在手機上安裝ZOOM應用程式



ZOOM Cloud Meetings 4+
Zoom >

步驟 2:

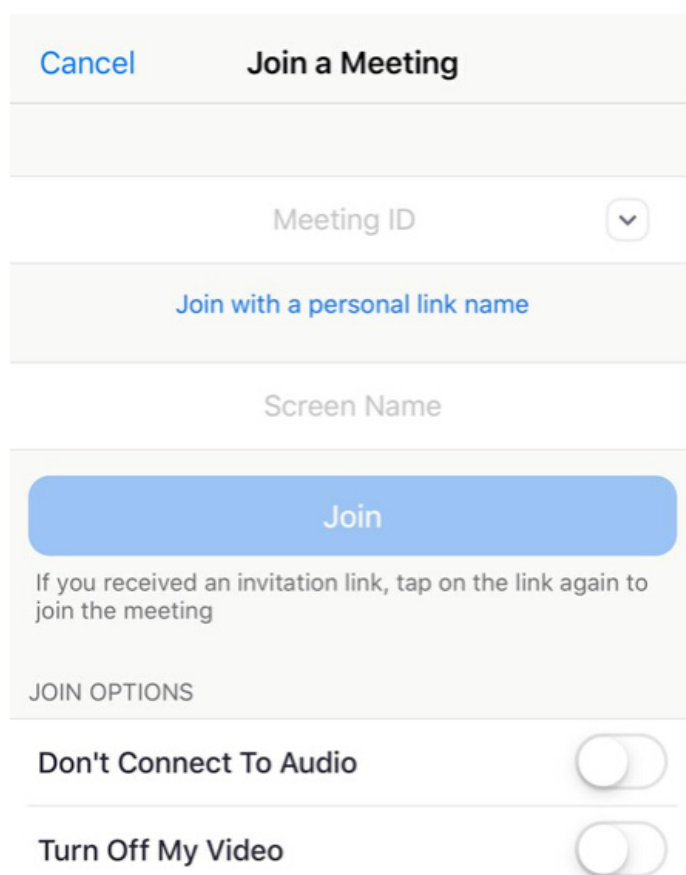
開始應用程式並按下'加入會議'



步驟 3:

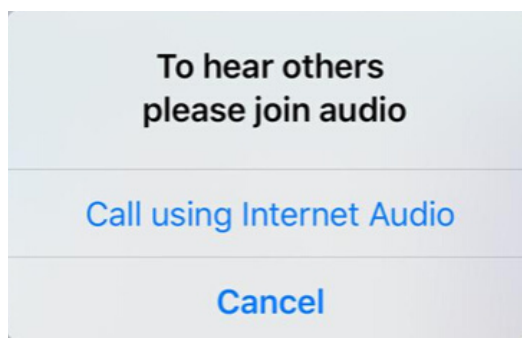
輸入會議號碼及在'螢幕名稱'上輸入小朋友名字,按下'加入'。

本中心將會於課堂開始前10分鐘於Facebook (@Babyhood.Education / @Kidshood.Education)公佈會議號碼。




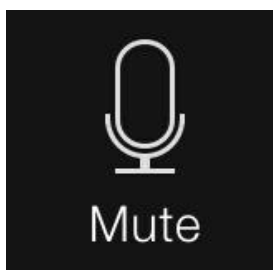
步驟 4:

按下'使用互聯網音頻通話'



步驟 5:

當故事開始時，按下'靜音'按鈕



最後步驟:

享受故事時間!!